



# Super Foil

Trawl Doors

[www.hampidjan.is](http://www.hampidjan.is)

## Connecting and Angle of Attack

When connecting towing wire and backstrops to the doors, we recommend to start with just less than medium option.

1. Towing wire.

We recommend to start connecting to F 2.

2. Backstrops.

We recommend to start connecting to A 2 and D 2.

3. Angle of Attack.

To increase spread, connect to higher numbers.

To decrease spread, connect to lower numbers.

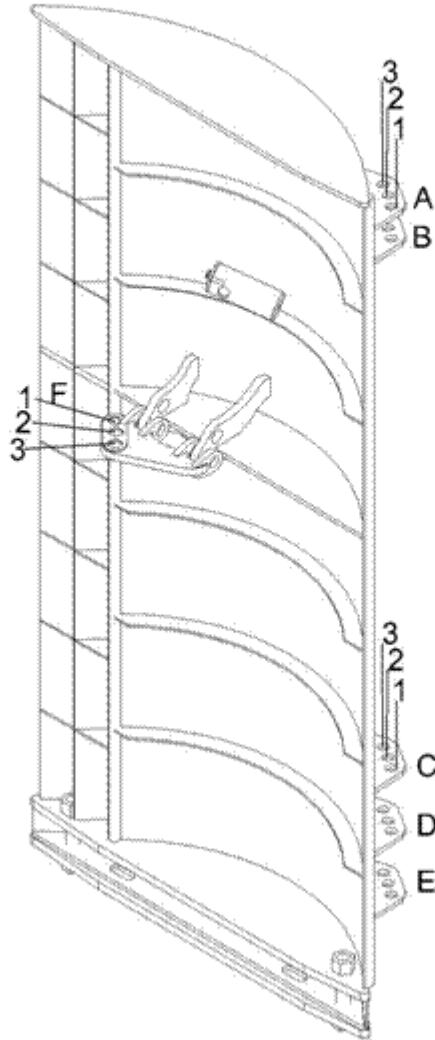
If towing wire is moved from F 2 to F 3, the Angle of Attack will increase by approx. 4 - 5°. If backstrops are moved from holes 1 to 2, the Angle of Attack will increase by approx. 2 - 3°.

4. Shallow water fishing at normal speeds.

We recommend to use A and C for shallow water fishing. Minimum weight should be used. As few extra weight plates as possible.

5. Deep water fishing.

We recommend to use B and D for deep water fishing. Maximum weight should be used. As many extra weight plates as possible.





# FLS

## Trawl Doors

[www.hampidjan.is](http://www.hampidjan.is)

### Connecting and Angle of Attack

Suggestions specially focused for high speed surface fishing.

When connecting towing wire and backstrops to the doors, we recommend to start with just less than medium options.

1. Towing wire.

We recommend to start connecting to F 2.

2. Backstrops.

We recommend to start connecting to A 1 or 2 and D1 or 2.

3. Angle of Attack.

To increase spread, connect to higher numbers.

To decrease spread, connect to lower numbers.

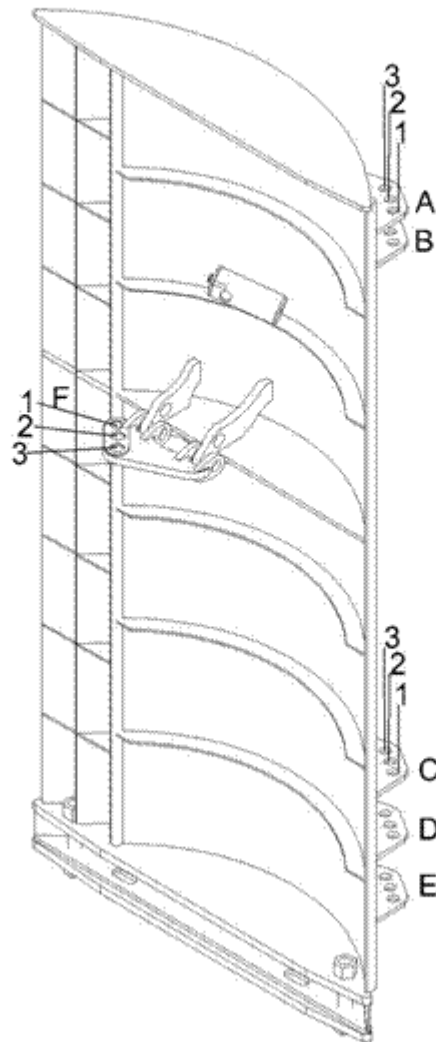
If towing wire is moved from F 2 to F 3, the Angle of Attack will increase by approx. 4 - 5°. If backstrops are moved from holes 1 to 2, the Angle of Attack will increase by approx. 2 - 3°.

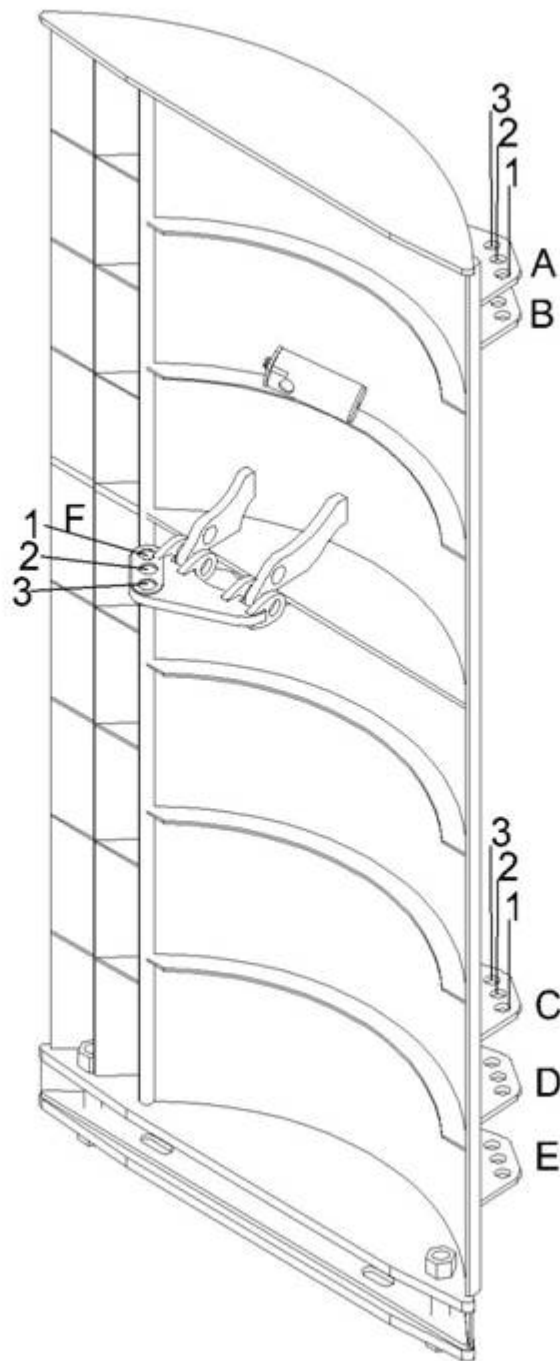
4. Surface fishing.

To avoid the doors to come up to the surface, they can be rigged with its "nose down."

A good option is to use equal long backstrops, but connect the upper backstrops in hole A 1, while the lower backstrops are connected in hole D 3 or D 4. The doors will lean downwards and the risk of the doors coming up to the surface is reduced.

For good stability we recommend to use as many weight plates as possible when towing at high speed surface fishing.





**FLS**  
Rigging options