



Apollo

Trawl Doors

www.hampidjan.is

Connecting and Angle of Attack

When connecting towing wire and backstrops to the doors, we recommend to start with just less than medium option.

1. Towing wire.

We recommend to start connecting to F 2.

2. Backstrops.

We recommend to start connecting to A or B 2 and D 2.

3. Angle of Attack.

To increase spread, connect to higher numbers.

To decrease spread, connect to lower numbers.

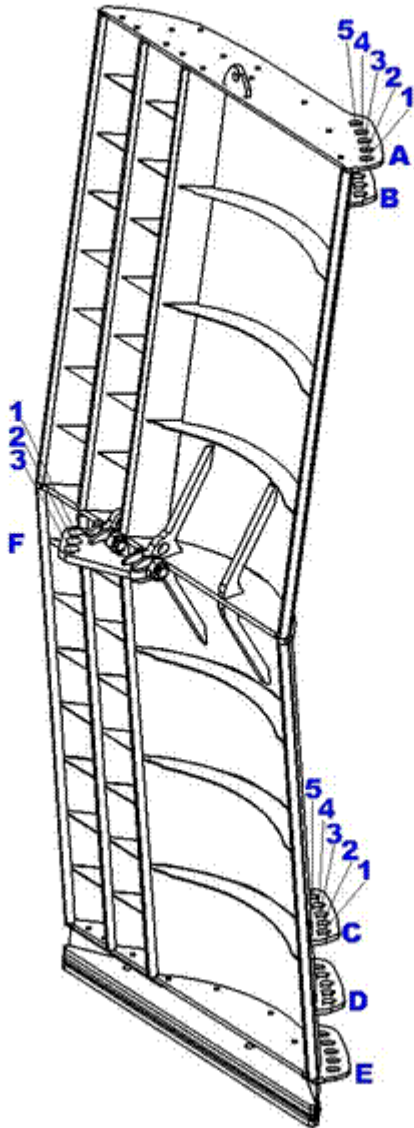
If towing wire is moved from F 2 to F 3, the Angle of Attack will increase by approx. 4 - 5°. If backstrops are moved from holes 1 to 2, the Angle of Attack will increase by approx. 2 - 3°.

4. Shallow water fishing at normal speeds.

We recommend to use A and C for shallow water fishing. Minimum weight should be used. As few extra weight plates as possible.

5. Deep water fishing.

We recommend to use B and D for deep water fishing. More weight should be used.



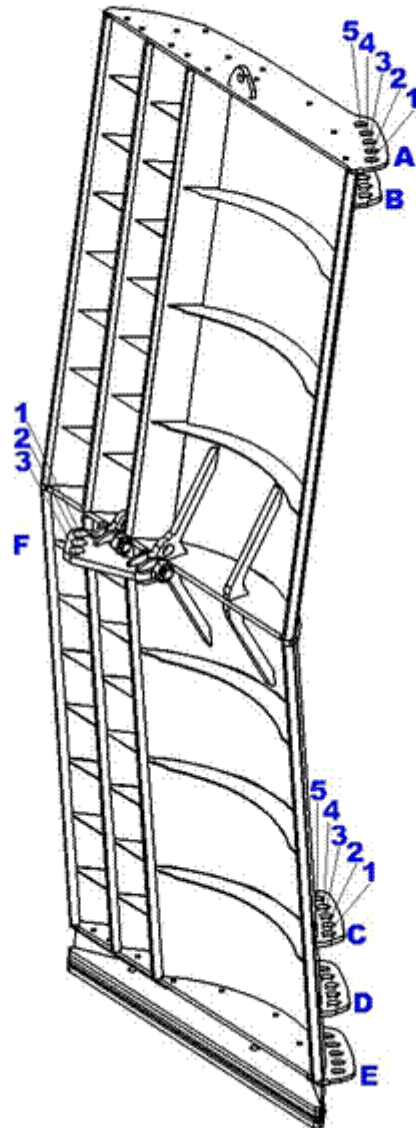


Apollo

Trawl Doors

www.hampidjan.is

Connecting and Angle of Attack



Suggestions specially focused for high speed and surface

When connecting towing wire and backstrops to the doors, we recommend to start with medium options or less.

1. Towing wire.

We recommend to start connecting to F 2.

2. Backstrops.

We recommend to start connecting to A or B 2 and D 2.

3. Angle of Attack.

To increase spread, connect to higher numbers.

To decrease spread, connect to lower numbers.

If towing wire is moved from F 2 to F 3, the Angle of Attack will increase by approx. 5 - 7°.

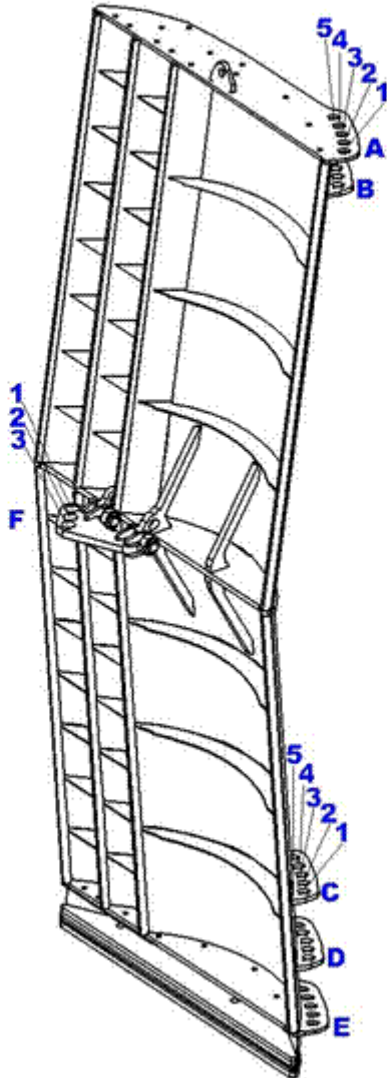
If backstrops are moved from holes 1 to 2, the Angle of Attack increase by approx. 2-3°.

4. Surface/shallow fishing.

Use equal long backstrops, but connect the upper backstrops in hole A 1, while the lower backstrops are connected in holes C or D 3 or D 4. The doors will lean downwards and the risk of the doors coming up to the surface is reduced.

5. Close to bottom fishing.

Same holes on both, or lower back strops in hole (C)D 1 or 2, but upper back strops in hole A 2 or A 3.



Apallo Trawl Doors

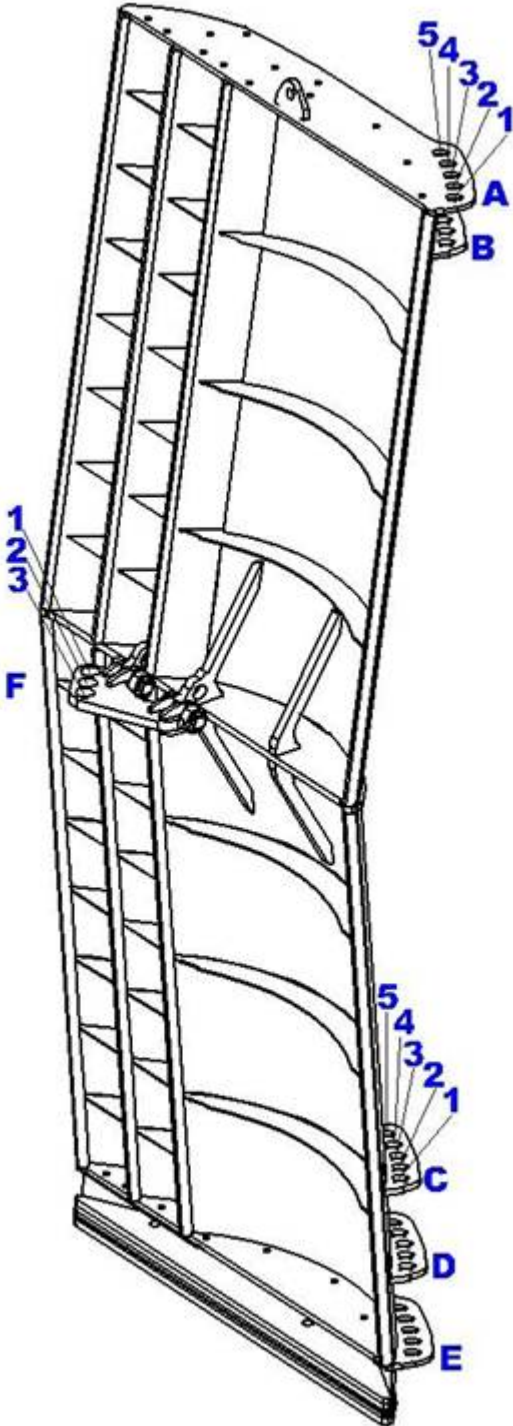
www.hampidjan.is

Suggested Shackles

Type	Size of doors		D-shackles	D-shackles	Green Pin
m ²	height	length	in backstrops	in bracket	in bracket
A 1,3	1610	x 805	3/4"	1" x 1" x 40	3/4"
A 1,6	1790	x 895	3/4"	1" x 1" x 40	3/4"
A 1,9	1950	x 975	3/4"	1" x 1 1/8 40	3/4"
A 2,2	2100	x 1050	3/4"	1" x 1 1/8 40	3/4"
A 2,5	2235	x 1120	1 x 1" x 40	1" x 1 1/8 40	3/4"
A 2,8	2365	x 1180	1 x 1" x 40	1 1/8 x 1 1/4 x 40	1"
A 3,2	2530	x 1265	1 x 1 1/8" x 40	1 1/8 x 1 1/4 x 40	1"
A 3,6	2685	x 1340	1 x 1 1/8 x 40	1 1/4 x 1 3/8 x 50	1 1/4"
A 4,0	2830	x 1415	1 x 1 1/4 x 40	1 1/4 x 1 3/8 x 50	1 1/4"
A 4,5	3000	x 1500	1 x 1 1/4 x 40	1 1/4 x 1 3/8 x 50	1 1/4"
A 5,0	3160	x 1580	1 1/4 x 1 1/4 x 40	1 3/8 x 1 1/2 x 70	1 3/8"
A 5,5	3315	x 1660	1 1/4 x 1 1/4 x 40	1 1/2 x 1 3/4 x 70	1 1/2"
A 6,0	3465	x 1730	1 1/4 x 1 1/4 x 40	1 1/2 x 1 3/4 x 70	1 1/2"
A 6,5	3605	x 1805	1 1/4 x 1 1/4 x 40	1 3/4 x 2 x 70	1 3/4"
A 7,0	3740	x 1870	1 1/4 x 1 3/8 x 50	1 3/4 x 2 x 70	1 3/4"
A 7,5	3875	x 1935	1 1/4 x 1 3/8 x 50	1 3/4 x 2 x 70	1 3/4"
A 8,0	4000	x 2000	1 1/4 x 1 3/8 x 50	1 3/4 x 2 x 70	1 3/4"
A 8,5	4125	x 2060	1 1/4 x 1 3/8 x 50	1 3/4 x 2 x 70	1 3/4"
A 9,0	4240	x 2120	1 3/8 x 1 1/2 x 50	2 x 2 1/4 x 70	2"
A 9,5	4360	x 2180	1 3/8 x 1 1/2 x 50	2 x 2 1/4 x 70	2"
A 10,0	4470	x 2235	1 3/8 x 1 1/2 x 50	2 x 2 1/4 x 70	2"
A 10,5	4580	x 2290	1 1/2 x 1 3/4 x 50	2 x 2 1/4 x 70	2"
A 11,0	4690	x 2345	1 1/2 x 1 3/4 x 50	2 x 2 1/4 x 70	2"
A 11,5	4795	x 2400	1 1/2 x 1 3/4 x 50	2 x 2 1/4 x 70	2"
A 12,0	4900	x 2450	1 1/2 x 1 3/4 x 50	2 x 2 1/4 x 70	2"
A 12,5	5000	x 2500	1 1/2 x 1 3/4 x 50	2 x 2 1/4 x 70	2"
A 13,0	5100	x 2550	1 1/2 x 1 3/4 x 50	2 x 2 1/4 x 70	2"
A 13,5	5195	x 2600	1 1/2 x 1 3/4 x 50	2 x 2 1/4 x 70	2"
A 14,0	5290	x 2645	1 1/2 x 1 3/4 x 50	2 x 2 1/4 x 70	2"
A 14,5	5385	x 2695	1 1/2 x 1 3/4 x 50	2 x 2 1/4 x 70	2"
A 15,0	5475	x 2740	1 1/2 x 1 3/4 x 50	2 x 2 1/4 x 70	2"
A 16,0	5655	x 2830	1 1/2 x 1 3/4 x 50	2 x 2 1/4 x 70	2"

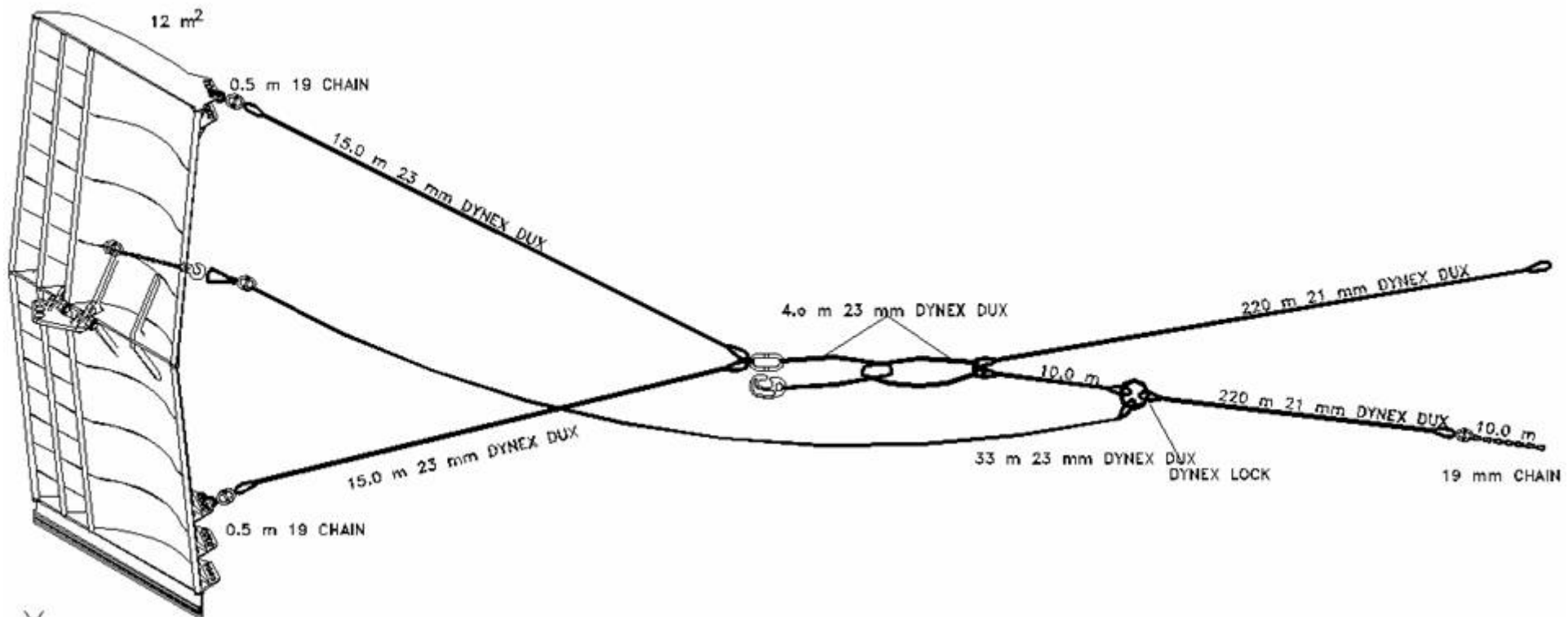
Gullberg VE Apollo 12m2 Loðnutroll stilling.

F 3



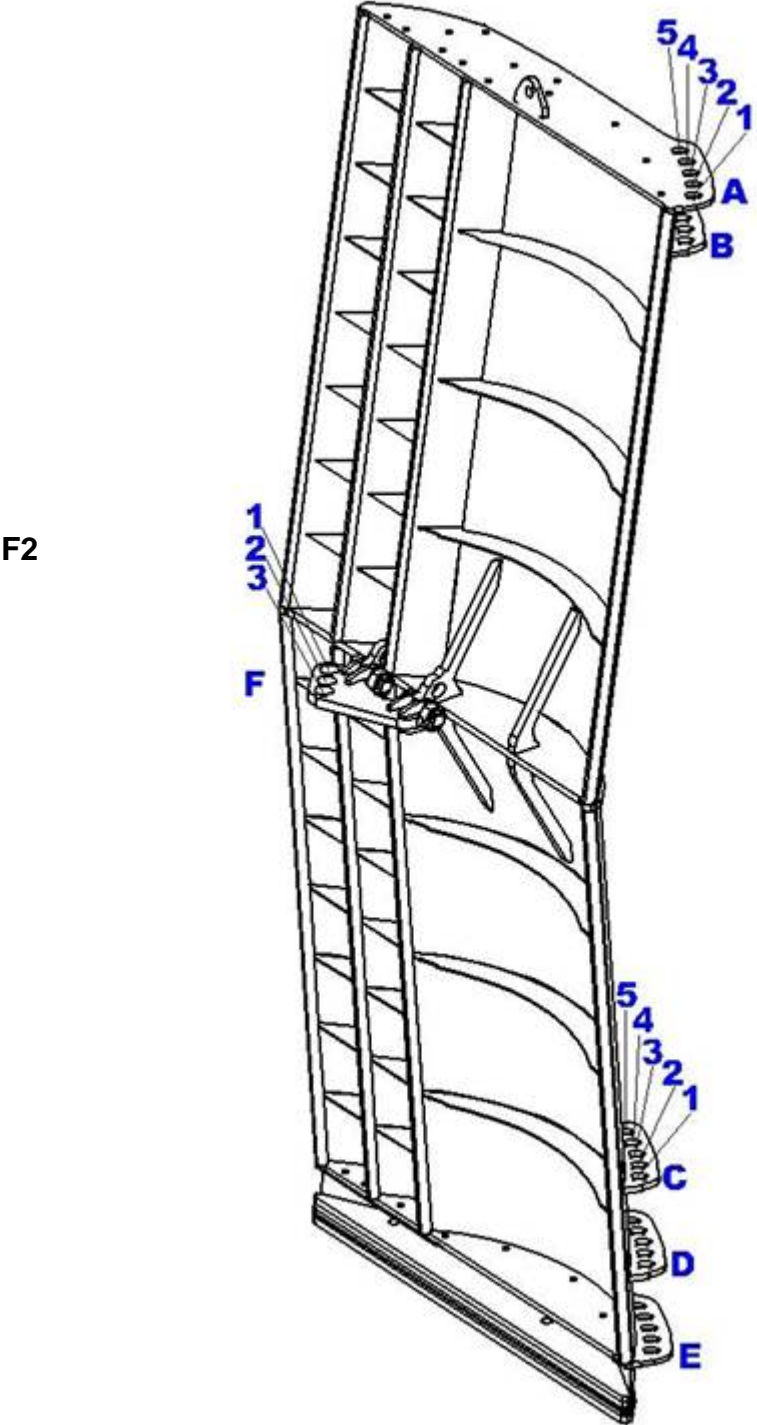
A 3

D 5



Y

Borkur Apollo 14m2 Kolmuna stilling.



A1

D2

F2